

Ejector Coupler Installation Example



Installation Example ①

Equipment : 350ton Diecast Machine (UBE)

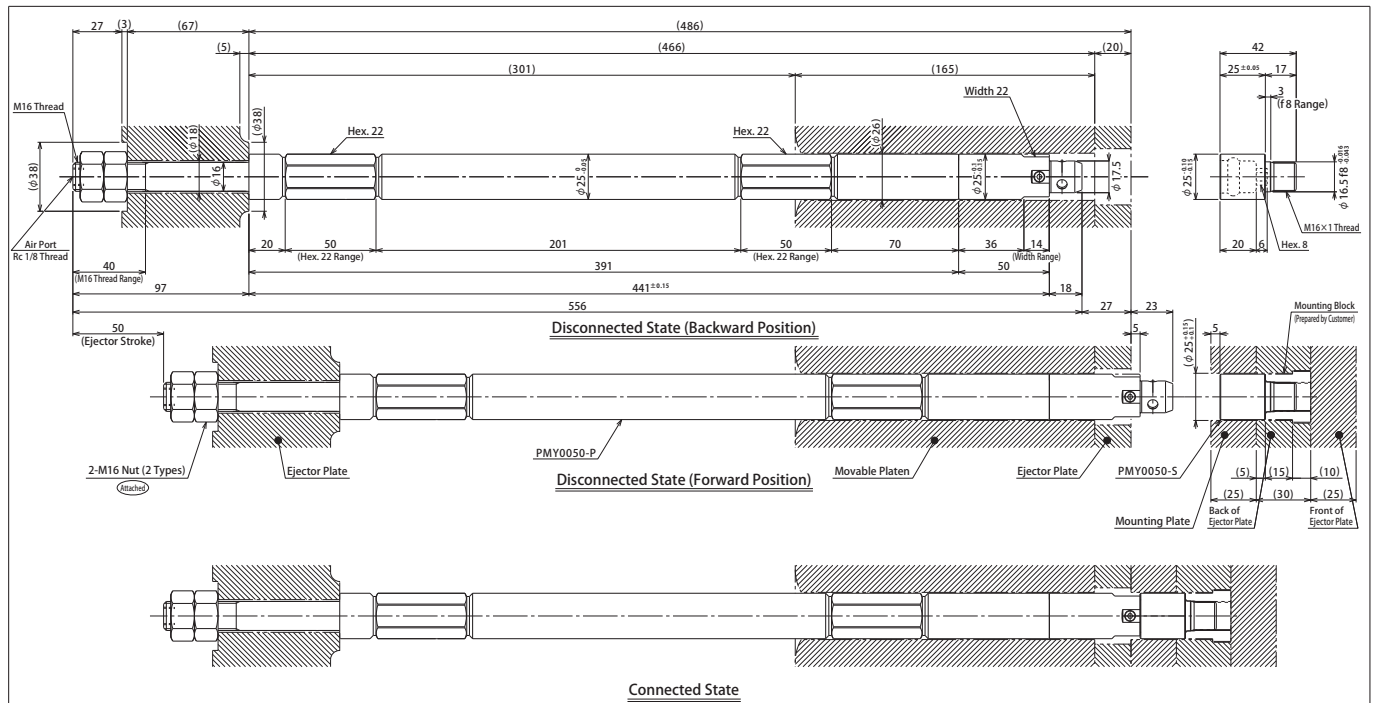
Installation Product : PMC0250-P/S (PMY0110-P/S)



Platen

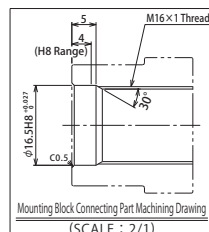


Piping Image



Specifications

Max. Compressive Force	45.0	kN
Max. Stretching Force	12.0	kN
Min. Operating Pressure	0.3	MPa
Max. Operating Pressure	1.0	MPa
Release Cylinder Capacity	1.15	cm ³
Operating Temperature	0~120	°C



CAREER	SCALE	2015/04/19	2015/04/14	NAME	PMY0050-S/P
	3/4	Y. Okada	T. Jyomei		Ejector Coupler
		KOSMEK		DWG. NO	2PM010056-00


Ejector Coupler Installation Example



Installation Example ②

Equipment : 350ton Diecast Machine (TOYO)

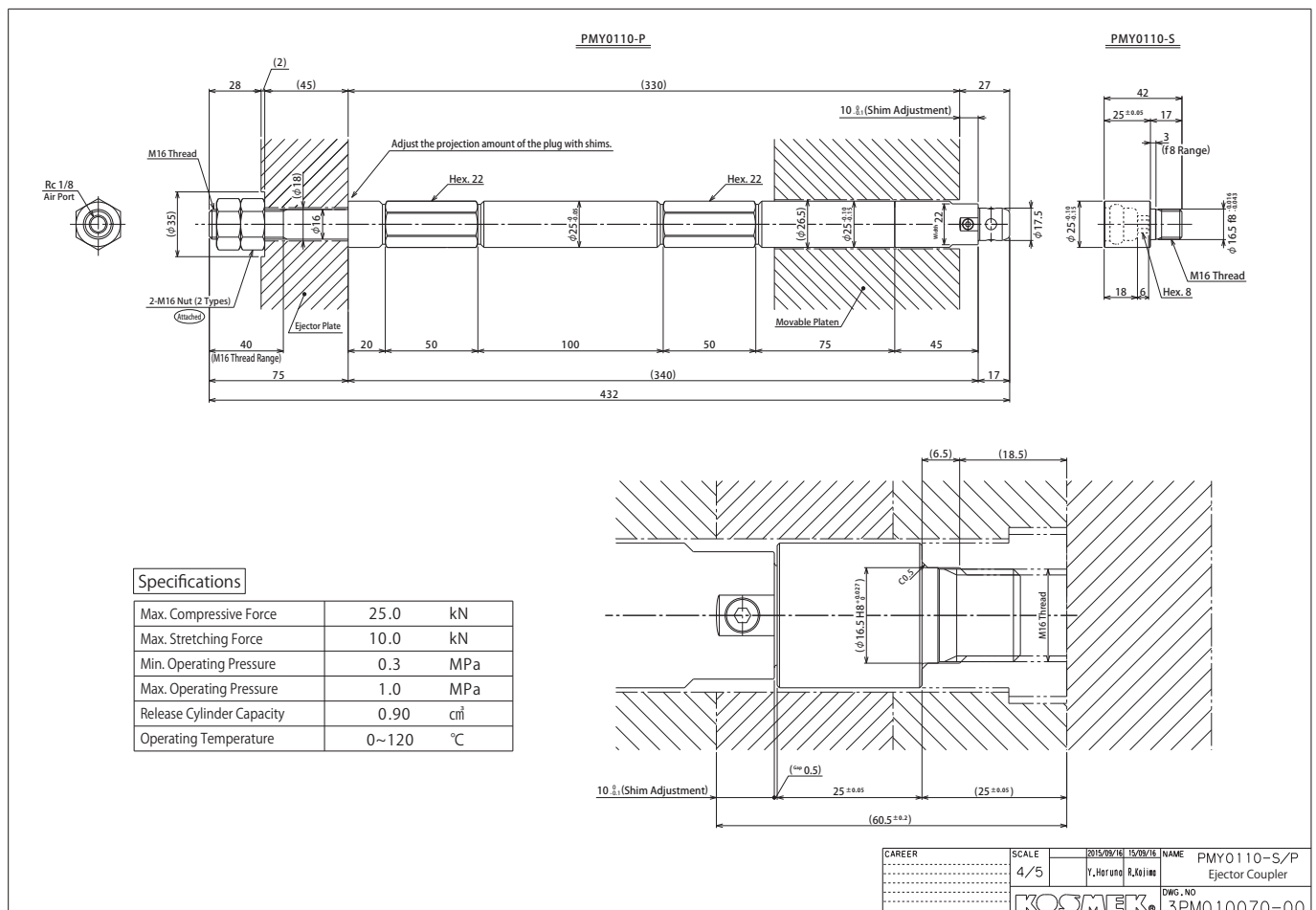
Installation Product : PMC0250-P/S (PMY0110-P/S)



Platen



Piping Image



Ejector Coupler Installation Example

Installation Example ③

Equipment : 125ton Diecast Machine (TOYO)

Installation Product : PMC0250-P/S

